



# WHATCOM COUNTY

## WINTER 2017 REPORT CARD

The Report Cards provide information by county on the HEARTH Homeless System Performance Measures using the U.S Department of Housing and Urban Development’s reporting specifications. For detailed information about these performance measures, please refer to the reporting specifications: <https://www.hudexchange.info/resource/4483/system-performance-measures-tools/> and training videos: <https://www.hudexchange.info/trainings/system-performance-measures/>

Links to Year to Year Comparison on System Performance Measures and the Raw Data for the Report Card and System Performance Measures can be found at [www.commerce.wa.gov/serving-communities/homelessness](http://www.commerce.wa.gov/serving-communities/homelessness)

### System Performance Measures

<b>Permanent Housing Exits</b>	<i>Difference since last report card</i>	-5%
<b>55%</b>	<i>High performing target:</i>	≥ 80%
	<i>State system average:</i>	52%
	<i>Difference since last report card</i>	3%
<b>Returns to Homelessness</b>	<i>High performing target:</i>	≤ 10%
<b>6%</b>	<i>State system average:</i>	10%
	<i>Difference since last report card</i>	31
	<i>High performing target:</i>	20
<b>Median Length of Stay</b>	<i>State system average:</i>	71
<b>112 DAYS</b>	<i>Difference since last report card</i>	2%
	<i>State System Average</i>	34%
	<i>People Entered Into Any Housing Type</i>	<i>Individuals Enrolled in Homeless Prevention Programs</i>
<b>Unsheltered Entries</b>	<i>State System Average</i>	85%
<b>45%</b>	<i>Rental Vacancy Rates</i>	-3.7%
	<i>State System Average</i>	4%
	<b>2,028 INDIVIDUALS</b>	

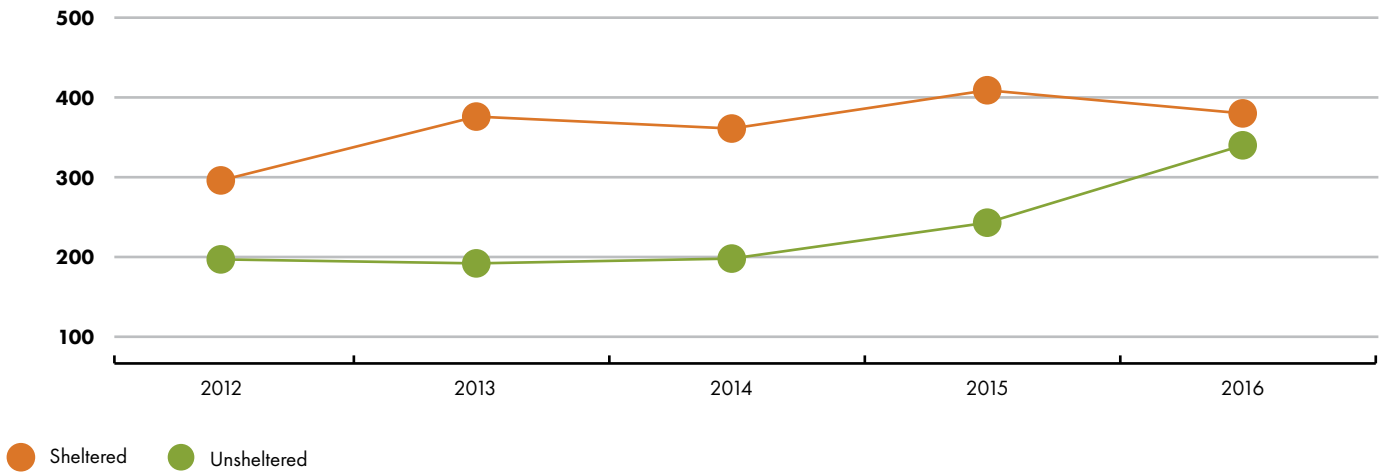
### Community Info

<b>Rental Vacancy Rates</b>	<i>Difference since last report card</i>	-3.7%
<b>1%</b>	<i>State System Average</i>	4%



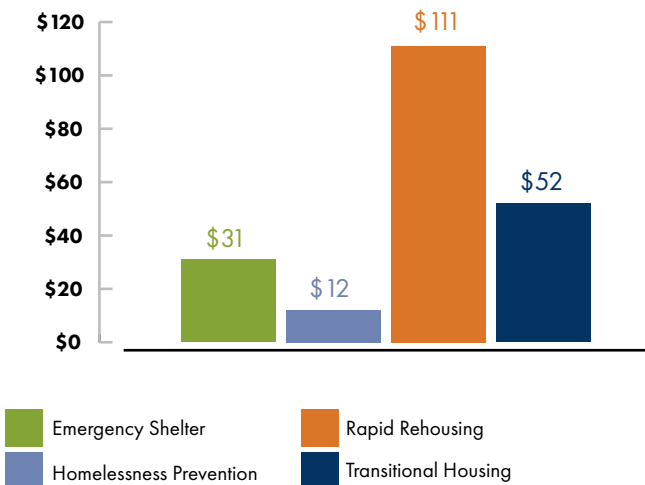
# WHATCOM COUNTY WINTER 2017 REPORT CARD

## POINT IN TIME COUNT



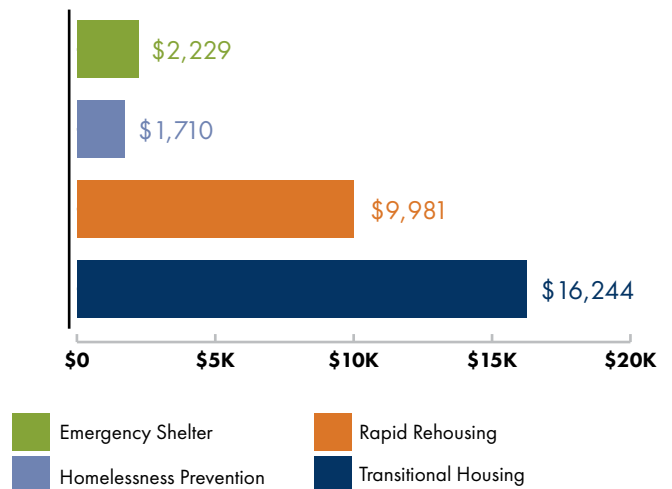
## COSTS PER DAY

Median cost per day per person



## COSTS PER PERMANENT HOUSING EXIT

Median cost per successfully housed person



For more details about how results are measured and for a complete look at all Washington county report cards please visit: <http://www.commerce.wa.gov/serving-communities/homelessness/>